






 ID/İÇ		 OD/DÇ		 WP/ÇB		 BP/PB		 VACCUM	 BR/KY/r	 W/A	 L/B
inch	mm	mm	BAR	PSI	BAR	PSI	BAR	mm	gr/mt	mt	
1/4"	6.4	13.4	450	6525	1800	26100	-0.95	45	300	> 10	
5/16"	8	15	420	6090	1680	24360	-0.95	60	345	> 10	
3/8"	9.5	17.4	385	5583	1540	22330	-0.95	70	460	> 10	
1/2"	12.7	20.6	345	5003	1380	20010	-0.95	90	585	> 10	
5/8"	16	23.7	290	4205	1160	16820	-0.95	130	675	> 10	
3/4"	19	27.7	280	4060	1120	16240	-0.80	160	855	> 10	
1"	25.4	35.6	200	2900	800	11600	-0.80	210	1230	> 10	