

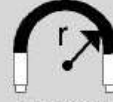


 ID/IÇ		 BP/PB	 VACUUM	 BR/KY/r	 W/A	 L/B
inch	mm	BAR	m.H ₂ O	mm	gr/mt	mt
3/4"	19	39	10	140	450	30/50
1"	25	39	10	160	570	30/50
	30	30	10	190	650	30/50
1 1/4"	32	30	10	200	680	30/50
	35	30	10	220	730	30/50
1 1/2"	38	30	10	240	780	30/50
	40	30	10	250	810	30/50
2"	45	24	10	270	960	30/50
	51	24	10	300	1150	30/50
	55	24	10	320	1350	30/50
2 1/2 "	60	24	10	360	1550	30/50
	63	24	10	370	1600	30/50
	70	21	10	420	1800	30/50
3"	76	21	10	450	1950	30/50
	80	21	10	490	2100	20/30
	90	15	10	550	2400	20/30
4"	102	15	9	630	3250	20/30
	110	15	9	720	3500	20/30
	120	15	9	800	3800	20/30
5"	127	12	9	880	4150	20/30
6"	152	9	8	1100	6200	20/30
8"	203	9	7	1800	10100	10