





 ID/İÇ		 OD/DÇ	 WP/ÇB		 BP/PB		 BR/KY/r	 W/A	 L/B
inch	mm	mm	BAR	PSI	BAR	PSI	mm	gr/mt	mt
5/16"	8	15	20	290	60	870	80	156	1.5-50
3/8"	10	17	20	290	60	870	100	183	1.5-50