





 ID/iç		 OD/Dç	 WP/ÇB		 BP/PB		 BR/KY/r	 W/A	 L/B
inch	mm	mm	BAR	PSI	BAR	PSI	mm	gr/mt	mt
5/8"	16	25	20	290	60	870	160	412	50
3/4"	19	28	20	290	60	870	190	470	50
1"	25	34	20	290	60	870	250	595	50
1 1/4"	32	44	20	290	60	870	320	1060	50