





 ID/İÇ		 OD/DÇ	 WP/ÇB		 BP/PB		 BR/KY/r	 W/A	 L/B
inch	mm	mm	BAR	PSI	BAR	PSI	mm	gr/mt	mt
3/16"	4.5	11.5	10	145	40	580	90	119	100
3/16"	4.7	10	10	145	40	580	90	86	100
1/4"	6	15	10	145	40	580	100	170	100