





 ID/iç 1T		 OD/DÇ 1T    1SC		 WP/ÇB		 BP/PB		 BR/KY/r 1T    1SC		 W/A 1T    1SC		 L/B
inch	mm	mm	mm	BAR	PSI	BAR	PSI	mm	mm	gr/mt	gr/mt	mt
1/4"	6.4	13.2	12.2	225	3263	900	13050	100	75	225	180	>10
5/16"	8	14.8	13.6	215	3118	860	12470	115	85	260	205	>10
3/8"	9.5	17.2	15.5	180	2610	720	10440	130	90	340	265	>10
1/2"	12.7	20.4	19	160	2320	640	9280	180	130	415	350	>10