



 ID/iÇ		 BP/PB	 VACUUM	 BR/KY/r	 W/A	 L/B
inch	mm	BAR	m.H <sub>2</sub> O	mm	gr/mt	mt
	10	21	8.5	20	160	30/50
	12	21	8.5	25	180	30/50
	14	18	8.5	30	200	30/50
	16	18	8.5	35	225	30/50
	18	18	8.5	40	280	30/50
3/4"	20	15	8.5	50	340	30/50
1"	25	15	8.5	60	510	30/50
	30	13	8.5	70	600	30/50
1 1/4"	32	13	8.5	75	650	30/50
	35	12	8.5	80	730	30/50
1 1/2"	38	12	8.5	90	800	30
	40	9	8.5	95	870	30
	45	9	8	105	1100	30
2"	51	9	8	125	1200	30
	60	7	7	135	1800	30
2 1/2"	63	7	7	150	1950	30
	70	6	7	180	2200	30
3"	76	6	7	195	2500	30
	80	6	7	220	2700	30
	90	6	6	260	3000	30
4"	102	6	6	300	3400	30
	105	6	6	315	3490	30
	114	6	6	345	4380	30
5"	127	6	6	385	4700	30
6"	152	6	6	460	6350	30